

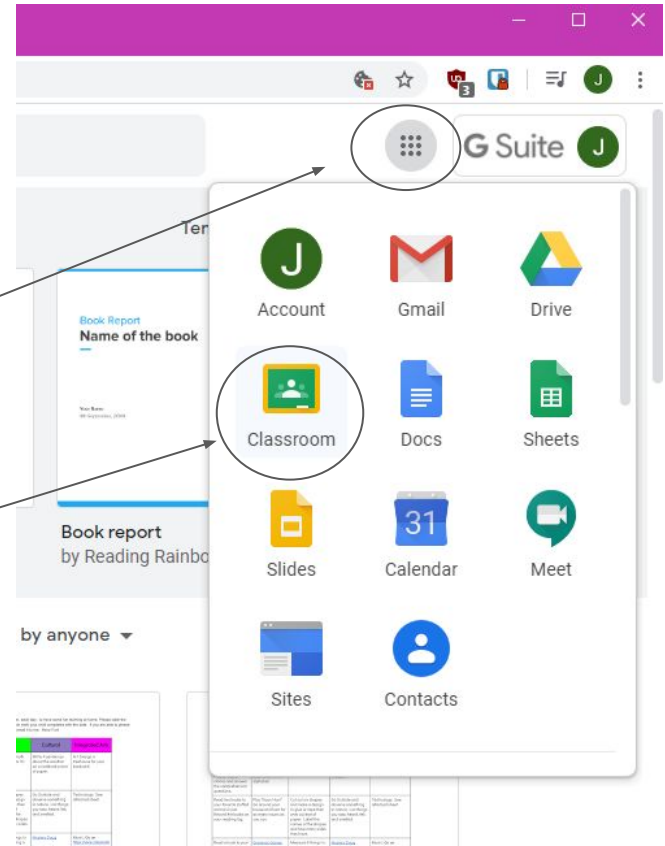


Mill Falls' Guide to Google Classrooms

For Our Amazing Students

To Log In to Google Classroom

1. Log into Google Chrome web browser, the preferable browser.
Visit <https://www.google.com/chrome/> to download Chrome.
2. Click the “Waffle” icon to open the drop down menu.
3. Choose “Classroom”



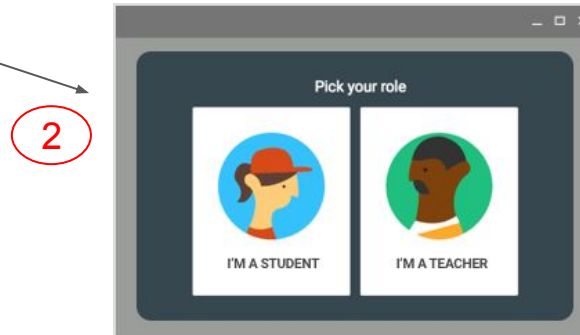
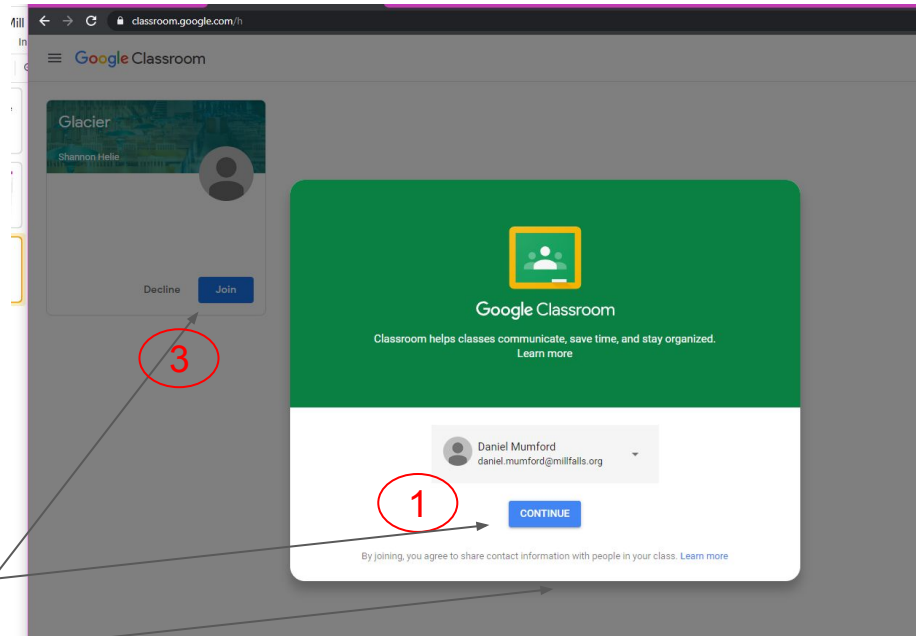
Joining Your Classes

After logging into Google Classroom for the first time, you **MUST JOIN** your assigned Google Classes in order to access them.

Keep in mind, you might have several invitations to join, but you only have to join each Google Classroom once. **Please follow these steps:**

- 1) Make sure you are logged in with the correct student Google Account.
- 2) Click the blue "Continue" Button
- 3) Select your role as "I'm A Student"
- 4) Once the pop up's are gone, click the blue "Join" button for the classroom.

NOTE: You will only have to "Join" each of your Google Classes once.



Your Classrooms

NOTE: This is a Demo class. Each students home page will look similar.

☰ MFCS Class

Stream

Classwork

People

Grades

MFCS Class

Class code fsrzkl4 [🔗]

Select theme
Upload photo

Clicking here will show your classrooms, or calendar. It's a helpful way to help you navigate.

Think of your "Stream" like your Facebook feed, or Twitter feed. It's an overall picture of what's happening in this classroom.

This areas shows an overview of what assignments have an upcoming due date for the class.

Upcoming

Due tomorrow
Monday Grid

View all



Share something with your class...



Jennifer Zedler

1:50 PM

Good afternoon everyone!



1 class comment



Laura Blouin 1:58 PM

Hi Jen!



Add class comment...



Jennifer Zedler posted a new assignment: Monday Grid

1:42 PM



1 class comment



Introduction to Classwork

≡ Glacier

Stream

Classwork

People

 View your work

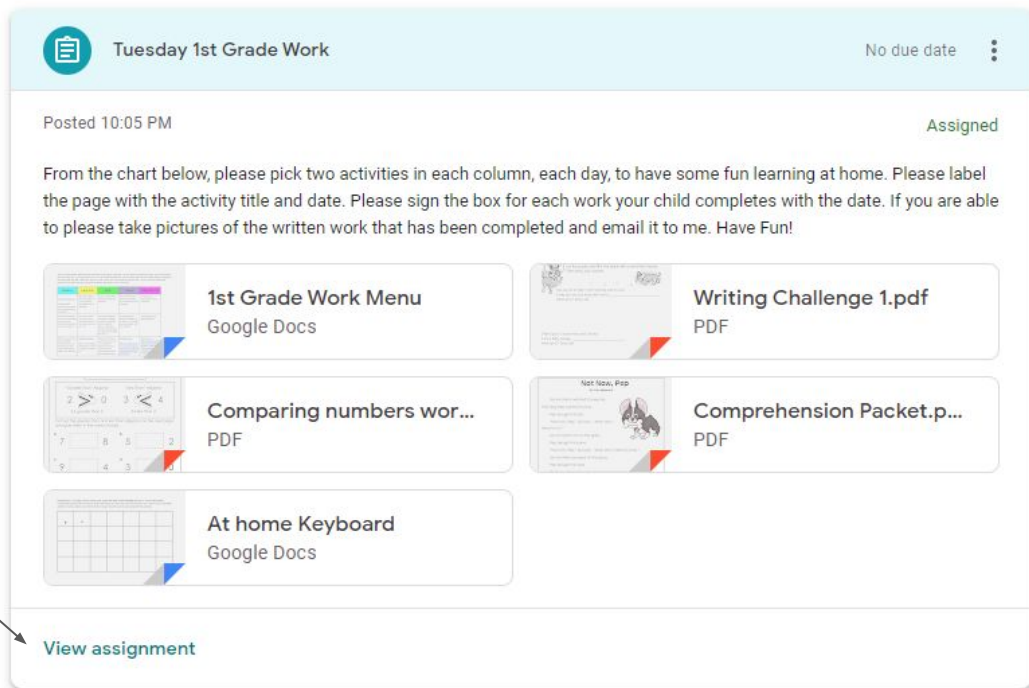
 Google Calendar  Class Drive folder

Click the “Classwork” tab to see the work assigned to you.

Click on the Assignment to get a brief overview

Click “View Assignment” to go to the assignment.

Please note: Assignments will vary in each classroom and are being managed by that Google Classroom’s teacher. They will send you any additional instructions to complete your work.



The screenshot shows a Google Classroom assignment interface. At the top, there is a header for the assignment titled "Tuesday 1st Grade Work" with a "No due date" indicator and a menu icon. Below the header, the assignment is marked as "Assigned" and posted at "10:05 PM". The main text of the assignment reads: "From the chart below, please pick two activities in each column, each day, to have some fun learning at home. Please label the page with the activity title and date. Please sign the box for each work your child completes with the date. If you are able to please take pictures of the written work that has been completed and email it to me. Have Fun!". Below the text, there are five assignment cards: "1st Grade Work Menu" (Google Docs), "Writing Challenge 1.pdf" (PDF), "Comparing numbers wor..." (PDF), "Comprehension Packet.p..." (PDF), and "At home Keyboard" (Google Docs). At the bottom of the assignment card, there is a "View assignment" link.

Questions?



Academic Questions:

Please Contact your Google Classroom Teacher

Tech-Related Questions:

Please send an email to office@millfalls.org