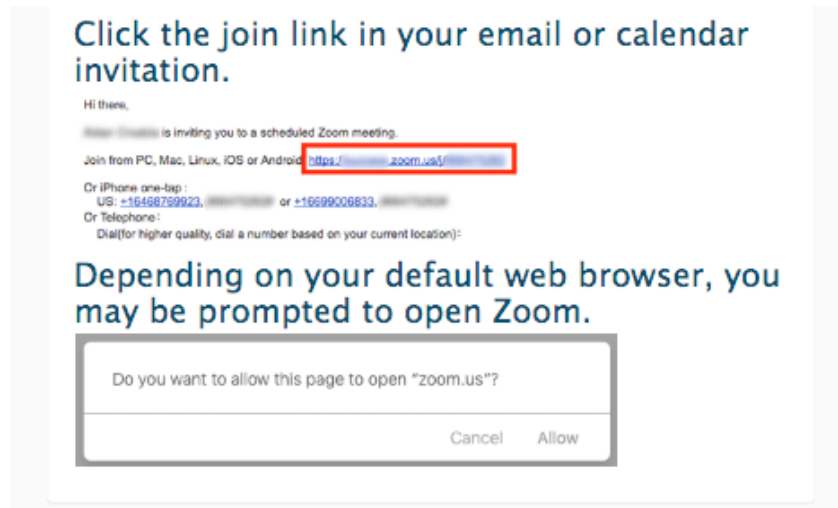


Joining a Zoom Meeting

There are several ways you can be invited to a Zoom Meeting. Below are instructions to follow based on the most common forms. **In most cases, we will be posting Zoom Meeting links in the student's Google Classroom.** No matter how you are invited, you will need the meeting code to join in. Additional info can be found here:

<https://support.zoom.us/hc/en-us/articles/201362193-Joining-a-Meeting>



Messaging

If you are online, with the Zoom desktop client or mobile app, others will have the ability to send you a meeting request via instant message. You will receive an incoming message notification displaying who is calling along with a ringtone. Select **Accept** to join the meeting with the person who is calling you.

ZOOM
(602) 214-1317



Decline Accept

Telephone

1. On your phone, dial the **teleconferencing** number provided in your invite.
2. Enter the meeting ID number when prompted using your dialpad.

Note: If you have already joined the meeting via computer, you will have the option to enter your 2-digit participant ID to be associated with your computer. If you have not joined on your computer, simply press # again when prompted to enter in your participant ID.

Joining a Zoom Meeting on a Desktop Computer

Below Left: How to use the Zoom App on your computer they call it the “Zoom Desktop Client” on a computer.

Below Right: Joining a meeting via Chrome or Safari.

Prerequisites

- Each meeting has a unique 9, 10, or 11–digit number called a [meeting ID](#) that will be required to join a Zoom meeting
- If you are joining via telephone, you will need the [teleconferencing number](#) provided in the invite.

1. Open the Zoom desktop client.
2. Join a meeting using one of these methods:
 - Click **Join a Meeting** if you want to join without signing in.



Join a Meeting

Sign In

- Sign in to Zoom then click **Join**.



Join

3. Enter the [meeting ID](#) number and your display name.
 - If you're signed in, change your name if you don't want your [default name](#) to appear.
 - If you're not signed in, enter a display name.

Join a Meeting

Meeting ID or Personal Link Name

Grant MacLaren

- Do not connect to audio
- Turn off my video

Join

Cancel

4. Select if you would like to connect audio and/or video and click **Join**.

Google Chrome

1. Open Chrome.
2. Go to [join.zoom.us](#).
3. Enter your [meeting ID](#) provided by the host/organizer.

Join a Meeting

Meeting ID or Personal Link Name

Your meeting ID is a 9, 10, or 11-digit number

Join

Join a meeting from an H.323/SIP room system

4. Click **Join**.
 - If this is your first time joining from Google Chrome, you will be asked to open the Zoom client to join the meeting.
 - You can check **Always open these types of links in the associated app** to skip this step in the future.
 - Click **Open Zoom Meetings (PC)** or **Open zoom.us (Mac)**.

Open Zoom?

https://zoom.us wants to open this application.

Open Zoom

Cancel

Safari

1. Open Safari.
2. Go to [join.zoom.us](#).
3. Enter your [meeting ID](#) provided by the host/organizer.

Join a Meeting

Meeting ID or Personal Link Name

Your meeting ID is a 9, 10, or 11-digit number

Join

Join a meeting from an H.323/SIP room system

4. Click **Join**.
5. When asked if you want to open [zoom.us](#), click **Allow**.

Do you want to allow this page to open "zoom.us"?


Cancel Allow

Joining a Zoom Meeting on a Cell Phone

iOS

1. Open the Zoom mobile app. If you have not downloaded the Zoom mobile app yet, you can download it from the App Store.
2. Join a meeting using one of these methods:

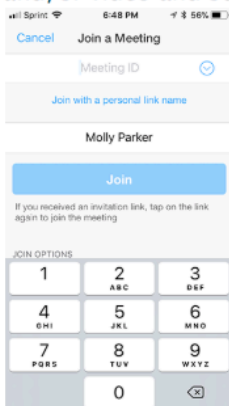
- Tap **Join a Meeting** if you want to join without signing in.



- Sign in to Zoom then tap **Join**.



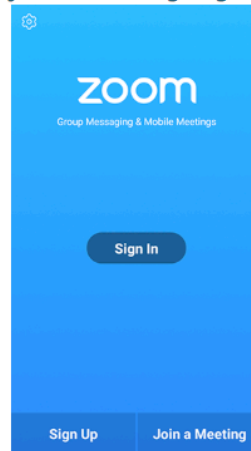
3. Enter the **meeting ID** number and your display name.
 - If you're signed in, change your name if you don't want your **default name** to appear.
 - If you're not signed in, enter a display name.
4. Select if you would like to connect audio and/or video and select **Join**.



Android

1. Open the Zoom mobile app. If you have not downloaded the Zoom mobile app yet, you can download it from the Google Play Store.
2. Join a meeting using one of these methods:

- Tap **Join a Meeting** if you want to join without signing in.



- Sign in to Zoom then tap **Join**.



3. Enter the **meeting ID** number and your display name.
 - If you're signed in, change your name if you don't want your **default name** to appear.
 - If you're not signed in, enter a display name.
4. Select if you would like to connect audio and/or video and tap **Join Meeting**.

